

# CHLOE'

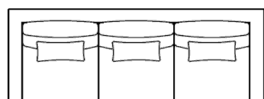
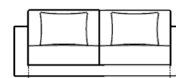
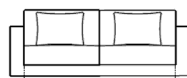
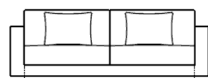
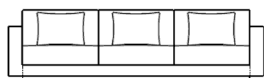
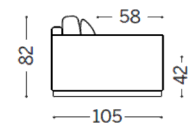
RIVESTIMENTO	TESSUTO - PELLE
SFODERABILITA'	TESSUTO COMPLETA, PELLE SOLO SCHIENALE E SEDUTA
VERSIONE LETTO	NON POSSIBILE
STRUTTURA	LEGNO: MULTISTRATO E ABETE
IMBOT. STANDARD	POLIURETANO ESPANSO NELLE VARIE DENSITA' RIVESTITO IN DACRON
	SCHIENALE POLIURETANO ESPANSO DENSITA' S 25 RIVESTITO IN DACRON
	SEDUTA POLIURETANO ESPANSO DENSITA' SS 35 RIVESTITO IN DACRON
MOLLEGGI	CINGHIA ELASTICA
PIEDI	ACCIAIO INOX H. CM 6
COLORI	NERO - BRONZO SATINATO - ORO SATINATO - ACCIAIO

Le misure s'intendono di massimo ingombro e possono variare da 0 a 3 cm

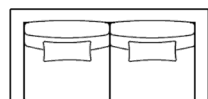
PROFONDITA' SEDUTA: CM 58

## CHLOE'

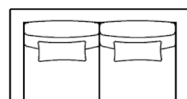
ALTEZZA SEDUTA: CM 42



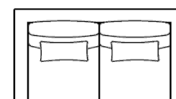
270  
4P  
COD. 1



210  
3P  
COD. 4



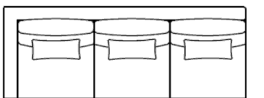
190  
2,5 P  
COD. 8



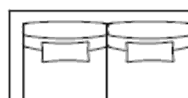
180  
2P  
COD. 12



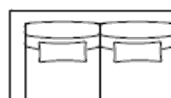
90  
POLTRONA  
COD. 15



255  
4P TERM.  
COD. 2



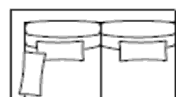
195  
3P TERM.  
COD. 5



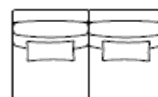
175  
2,5 P TERM.  
COD. 9



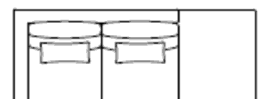
105  
160  
95  
C.L.  
COD. 13



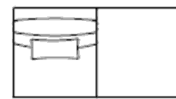
180  
3P ANGOLO  
COD. 6



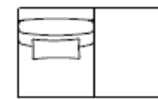
160  
2,5 P COMP.  
COD. 10



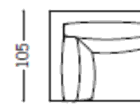
260  
4P PENISOLA ANGOLO  
COD. 3



180  
3P PENISOLA  
COD. 7



160  
2,5 P PENISOLA  
COD. 11



105  
105  
ANGOLO  
COD. 14



41  
80  
80  
POUFF  
COD. 16