

INFINITY

RIVESTIMENTO	TESSUTO
SFODERABILITA'	TESSUTO SOLO SCHIENALE E POGGIARENI
VERSIONE LETTO	NON POSSIBILE
STRUTTURA	LEGNO: MULTISTRATO E ABETE
IMBOT. STANDARD	POLIURETANO ESPANSO NELLE VARIE DENSITA' RIVESTITO IN DACRON
SCHIENALE	VERS. "P" IN PIUMA CON INSERTO IN POLIURETANO- VERS. "G" COMPLETAMENTE IN POLIURETANO S 30 SOFFICE
SEDUTA	VERS. "P" IN PIUMA CON INSERTO IN POLIURETANO- VERS. "G" COMPLETAMENTE IN POLIURETANO SS 35
MOLLEGGI	CINGHIA ELASTICA
PIEDI	BASAMENTO ACCIAIO INOX H. CM 18
COLORI	NERO - BRONZO SATINATO - ORO SATINATO - ACCIAIO

Le misure s'intendono di massimo ingombro e possono variare da 0 a 3 cm

PROFONDITA' SEDUTA: CM 60

INFINITY

ALTEZZA SEDUTA: CM 44



250

4P
COD.1



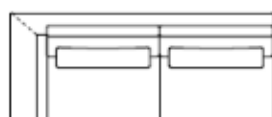
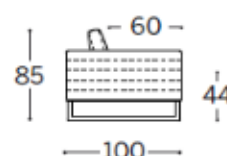
220

3P
COD.4



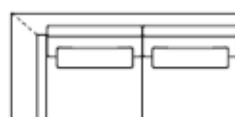
190

2,5 P
COD.8



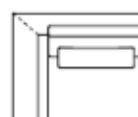
220

3P TERM.
COD.6



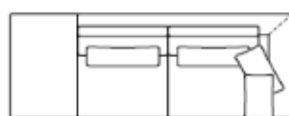
190

2,5 P TERM.
COD.9



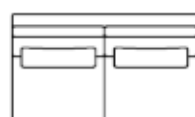
110

POL. TERM.
COD.11



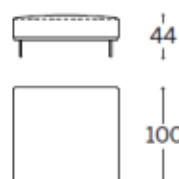
250

4P ANGOLO PENISOLA
COD.3



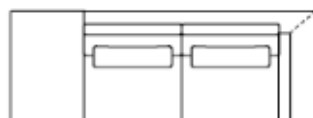
160

2,5 P COMP.
COD.10



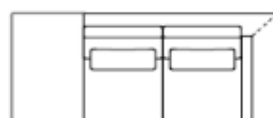
100

POUFF
COD.12



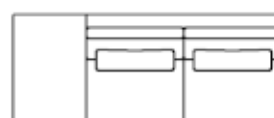
250

4P PENISOLA TERM.
COD.2



220

3 P TERMINALE PENISOLA
COD.5



220

3P PENISOLA COMP.
COD.7